



HIV/AIDS REGISTRY

National Epidemiology Center, Department of Health, Bldg 9, San Lazaro Cpd., Sta. Cruz, Manila
Tel. No. 743-83-01 loc. 1907 telefax 743-19-37/ 743-60-76, E-mail: nec_doh@yahoo.com



Monthly Update

National HIV Sentinel Surveillance System (NHSSS)

June 2005

New HIV Ab Seropositive Cases

For the month of June 2005, there were 16 new HIV Ab seropositive cases reported. Of these, 12 were males and 4 were females. The median age was 34 years (age range 24-44). Reported modes of transmission were sexual contact (15) [*heterosexual (11) and homosexual (1) bisexual (3)*] and unknown (1).

New AIDS Cases

Of the 16 new HIV Ab seropositive cases, 3 were reported as AIDS case. The mean age was 40 years (age range 31-44). Reported mode of transmission was heterosexual.


Cumulative No. of HIV Ab Seropositive and AIDS Cases

From January 1984 to June 2005, there were 2,295 HIV Ab seropositive cases reported (Figure 1), of which 1,611 (70%) were asymptomatic and 684 (30%) were AIDS cases. Sixty nine percent (1,541) were in the 20-39 years age groups and sixty three percent (1,448) were males (Figure 2). Sexual intercourse (84%) was still the leading mode of transmission (Table 1). Of the AIDS cases, 268 (42%) were already dead at the time of the report due to AIDS related complications.

Other Information


Of the 2,295 HIV seropositive cases, 765 (33%) were Overseas Filipino Workers or OFWs (Figure 3), of which 273 (36%) were seafarers, 127 (17%) were domestic helpers, 69 (9%) were employees, 56 (7%) were health workers (nurses, caregivers, health educator, medical technologist, pharmacists, physical therapist, dentist and physician) and 51 (7%) were entertainers. Seventy five percent of OFWs (574) were males. Sexual intercourse (92%) was the leading mode of transmission for both sexes (Table 2).

Prepared by:


EMMA A. ARQUITOLA, RN
Nurse II

Noted by:


JUAN M. LOPEZ, MD, MPH
Medical Officer VII


AURA C. CORPUZ, MD, MPH
Medical Specialist III

Approved for Release:


ENRIQUE TAYAG, MD, FETP, FPSMID
Director III
Officer-In-Charge
National Epidemiology Center

Fig. 1. HIV Ab Seropositive Cases by Year
 HIV/AIDS Registry, January 1984-June 2005 (N=2,295)

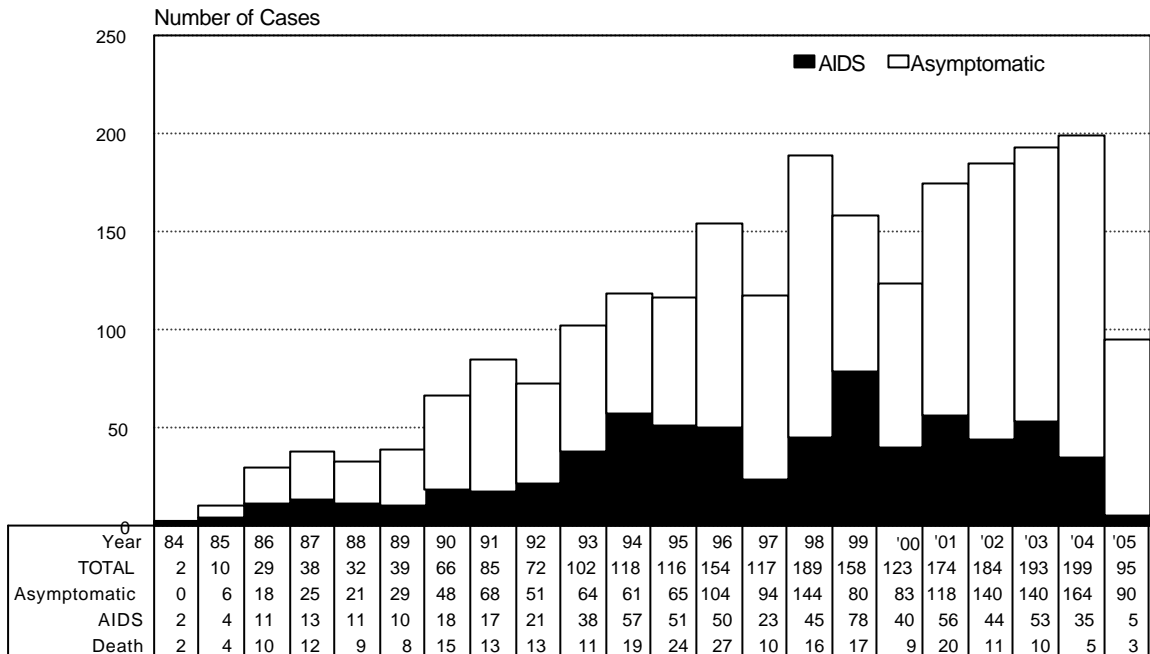
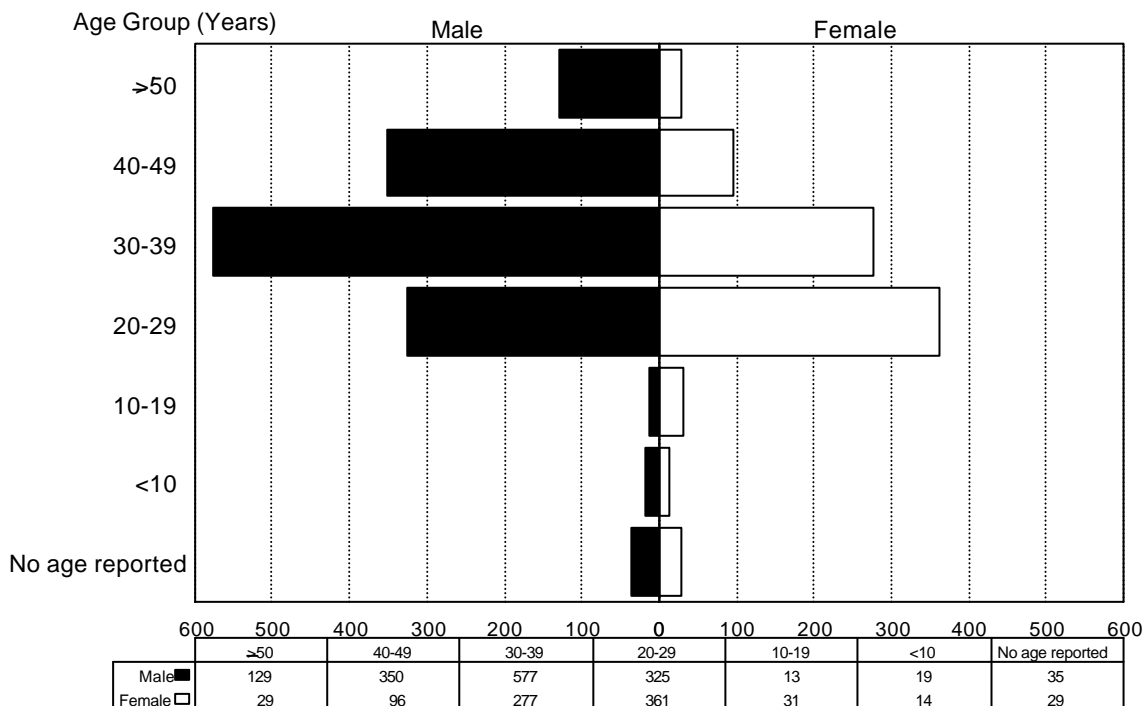


Fig. 2. HIV Ab Seropositive Cases by Gender and Age Group
 HIV/AIDS Registry, January 1984-June 2005 (N= 2,295)



Note: 10 cases had no reported age and gender. (1 in 1991, 3 in 1993, 3 in 1994 and 3 in 2000)
 1 case had no reported gender (2003)

Table 1. Reported Modes of Transmission
HIV/AIDS Registry, January 1984-June 2005 (N= 2,295)

Reported Modes of Transmission	Jan. 1984-June 2005 N= 2,279	June 2005 n= 16
Sexual Transmission:		
<i>Heterosexual contact</i>	1,411	11
<i>Homosexual contact</i>	398	1
<i>Bisexual contact</i>	123	3
Blood/blood product	19	0
Injecting Drug Use	7	0
Needle prick injuries	3	0
Perinatal	33	0
No exposure reported	301	1

Table 2. Reported Modes of Transmission among OFWs
HIV/AIDS Registry, January 1984-June 2005 (N= 765)

Reported Modes of Transmission	Jan. 1984-June 2005 N= 765	June 2005 n= 7
Sexual Transmission:		
<i>Heterosexual contact</i>	544	5
<i>Homosexual contact</i>	117	1
<i>Bisexual contact</i>	41	1
Blood/blood product	10	0
Injecting Drug Use	1	0
Needle prick injuries	3	0
No exposure reported	49	0

Fig. 3. HIV Ab Seropositive Cases among OFWs
HIV/AIDS Registry, January 1984-June 2005 (N=765)

