



# HIV/AIDS REGISTRY

National Epidemiology Center, Department of Health, Bldg 9, San Lazaro Cpd., Sta. Cruz, Manila  
Tel. No. 743-83-01 loc. 1887 telefax 743-19-37/ 743-60-76, E-mail: nec\_eoh@yahoo.com



Monthly Update

National HIV Sentinel Surveillance System (NHSSS)

September 2005

## New HIV Ab Seropositive Cases

For the month of September 2005, there were 21 new HIV Ab seropositive cases reported. Of these 14 (67%) were males and 7 (33%) were females. The mean was 35 years (age range 23-50 years). Reported mode of transmission was sexual contact [*heterosexual (14), homosexual (6) and bisexual (1)*].

## New AIDS Cases

Of the 21 new HIV Ab seropositive cases, 4 males were reported as AIDS cases. Mean age was 36 years (age range 30-43 years). Reported mode of transmission was sexual contact [*heterosexual (2) and homosexual (2)*].


## Cumulative No. of HIV Ab Seropositive and AIDS Cases

From January 1984 to September 2005, there were 2,354 HIV Ab seropositive cases reported (Figure 1), of which 1,652 (70%) were asymptomatic and 702 (30%) were AIDS cases. Majority (69%) of the cases were in the 20-39 years age group (Figure 2) and sixty-three percent (1,492) were males. Sexual intercourse (86%) was still the leading mode of transmission (Table 1). Of the AIDS cases, 273 (39%) were already dead at the time of the report due to AIDS related complications.

## Other Information

Of the 2,354 HIV seropositive cases, 797 (34%) were Overseas Filipino Workers or OFWs (Figure 3), of which 282 (35%) were seafarers, 132 (16%) were domestic helpers, 69 (9%) were employees, 62 (8%) were entertainers and 56 (7%) were health workers (nurses, caregivers, health education, medical technologist, midwife, pharmacist, physical therapist, dentist and physician). Seventy-five percent (75%) of OFWs were males. Sexual intercourse (92%) remains to be the predominant mode of transmission in both sexes (Table 2).

Prepared by:


  
**NOEL S. PALAYPAYON, RN**  
Epidemiology Nurse

  
**AURA C. CORPUZ, MD, MPH**  
Medical Specialist III

Noted by:

  
**JUAN M. LOPEZ, MD, MPH**  
Medical Officer VII

Approved for Release:

  
**ENRIQUE A. TAYAG, MD, FETP, FPSMID**  
Director III-OIC

\*Please visit our website: [www.doh.gov.ph/nec](http://www.doh.gov.ph/nec) for monthly update

Figure 1. HIV Ab Seropositive Cases by Year  
 HIV/AIDS Registry, January 1984-September 2005 (N=2,354)

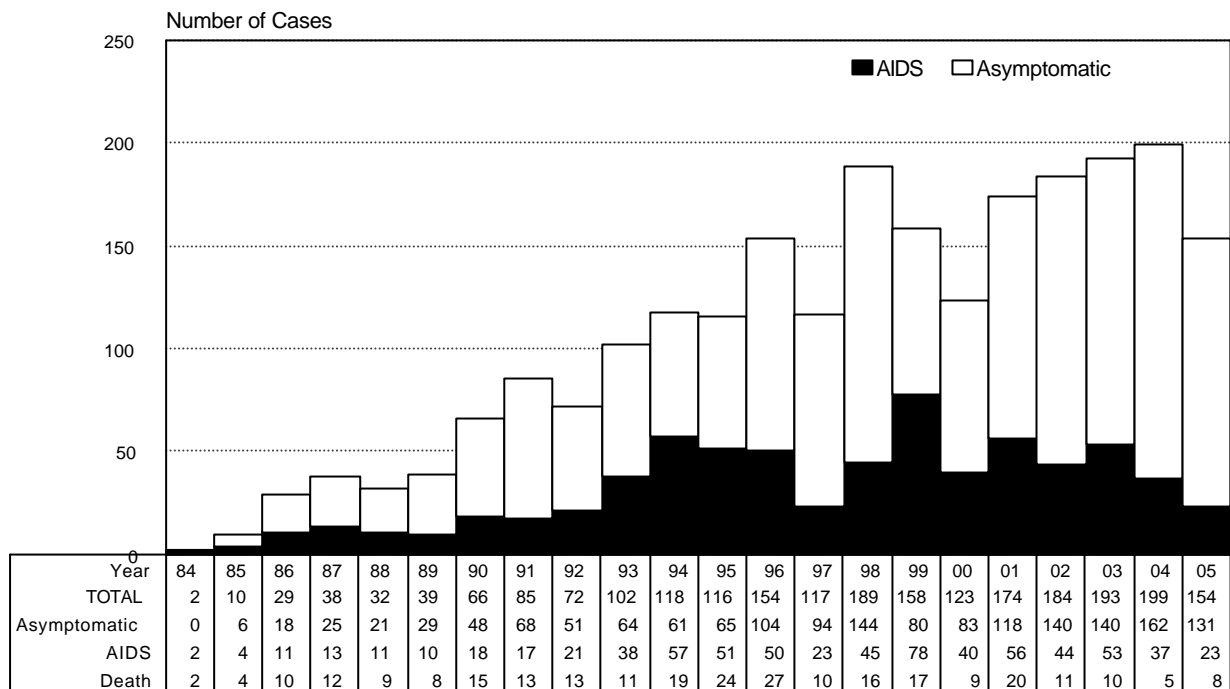
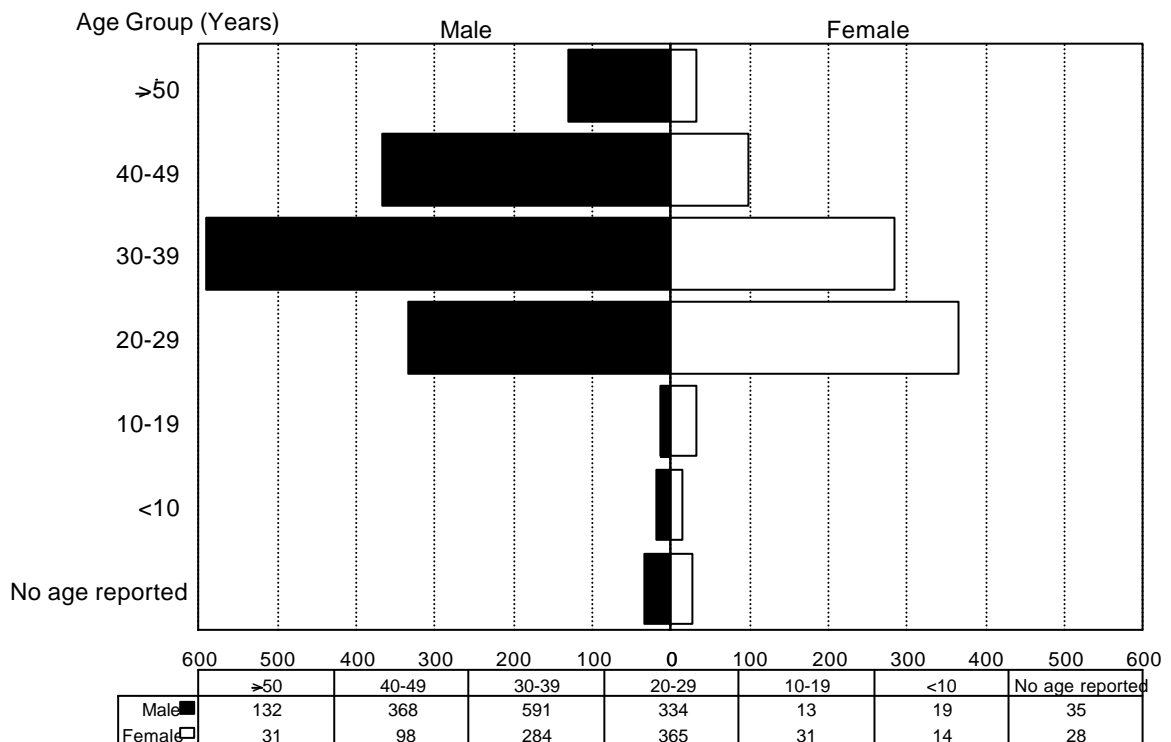


Figure 2. HIV Ab Seropositive Cases by Gender and Age Group  
 HIV/AIDS Registry, January 1984-September 2005 (N=2,354)



Note: 10 cases had no reported age and gender. (1 in 1991, 3 in 1993, 3 in 1994 and 3 in 2000)  
 1 case had no reported gender (2003)

Table 1. Reported Modes of Transmission  
HIV/AIDS Registry, January 1984-September 2005 (N= 2,354)

| Reported Modes of Transmission | Jan.1984-Sept 2005<br>N= 2,354 | September 2005<br>n= 21 |
|--------------------------------|--------------------------------|-------------------------|
| Sexual Transmission:           |                                |                         |
| <i>Heterosexual contact</i>    | 1,469                          | 14                      |
| <i>Homosexual contact</i>      | 416                            | 6                       |
| <i>Bisexual contact</i>        | 127                            | 1                       |
| Blood/blood product            | 19                             | 0                       |
| Injecting Drug Use             | 7                              | 0                       |
| Needle prick injuries          | 3                              | 0                       |
| Perinatal                      | 33                             | 0                       |
| No exposure reported           | 280                            | 0                       |

Figure 3. HIV Ab Seropositive Cases among OFWs  
HIV/AIDS Registry, January 1984-September 2005 (N= 797)

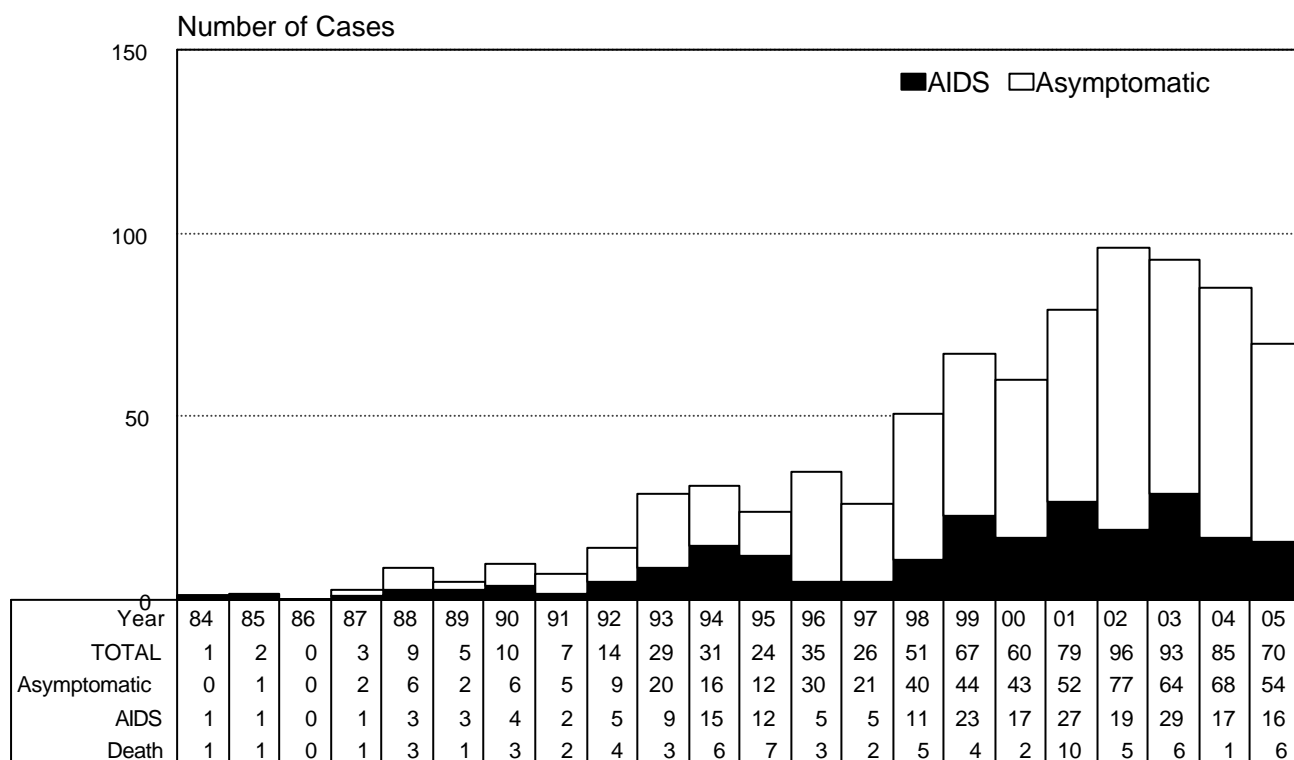


Table 2. Reported Modes of Transmission among OFWs  
 HIV/AIDS Registry, January 1984-September 2005 (N= 797)

| Reported Modes of Transmission | Jan. 1984-Sept 2005<br>N= 797 | September 2005<br>n= 11 |
|--------------------------------|-------------------------------|-------------------------|
| Sexual Transmission:           |                               |                         |
| <i>Heterosexual contact</i>    | 568                           | 8                       |
| <i>Homosexual contact</i>      | 125                           | 3                       |
| <i>Bisexual contact</i>        | 42                            | 0                       |
| Blood/blood product            | 10                            | 0                       |
| Injecting Drug Use             | 1                             | 0                       |
| Needle prick injuries          | 3                             | 0                       |
| No exposure reported           | 48                            | 0                       |